



&



# NAVIGATING THE PANDEMIC WORLD AS MUSIC EDUCATORS: Strategies for Hybrid Teaching

2022 MTNA Virtual Collegiate Chapters Symposium  
*Presentation by: Dr. Eloise Kim, Evelyn Lee, and Tracy Wong*

## **Intro:**

### The Pandemic World for Music Educators:

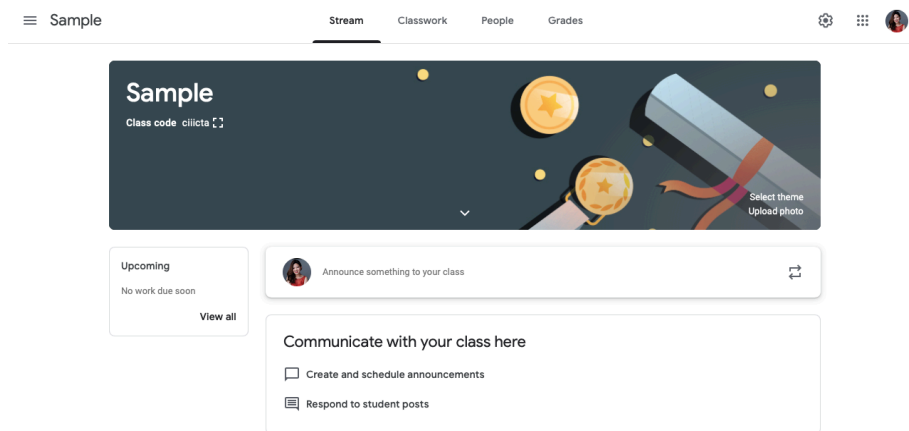
- ✍ Started out with bring emotions of isolation, challenges, and fear ✕ Lead to building skills of preservation, adaptation, and creativity

The ultimate positive outcome: Use of online tools and platforms enabled music educators to connect and collaborate with students all over the world and build more networking opportunities and relationships. With continuous monitoring of health protocols, students are able to learn online, resume in-person lessons, or alternate between the two options.

### Why Hybrid Teaching?

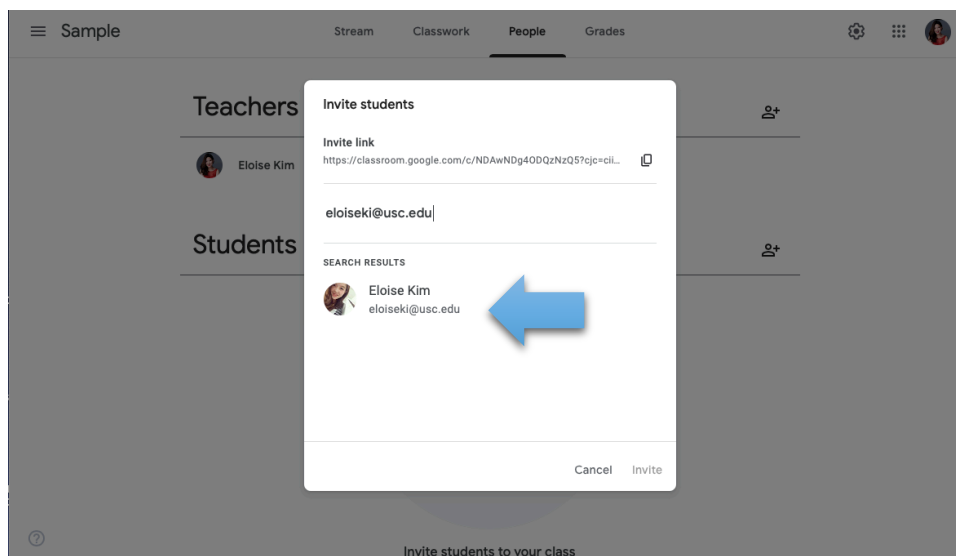
- ✦ Flexibility in Scheduling
- ✦ Effective Lesson Planning
- ✦ Safe Learning for Changing Health Protocols

# #1: Google Classroom:



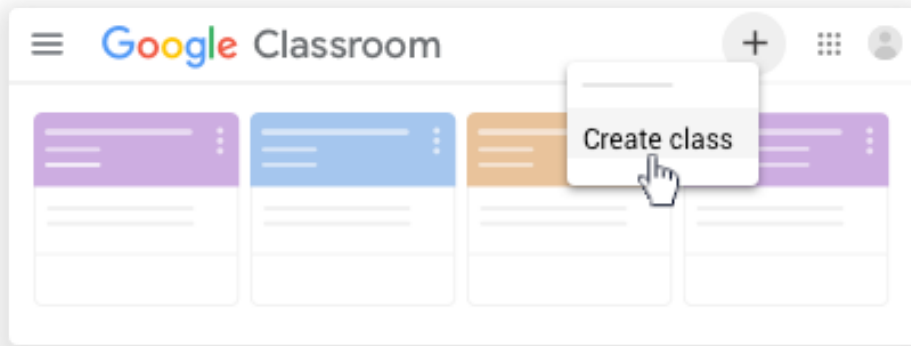
## Why Google Classroom?:

- ✓ Easy on-the go: Available on Apple/Android app or laptop browser
- ✓ An online platform for students, parents, and teachers to communicate and access lesson materials, assignments, annotated scores, digital links, and recordings all-in-one

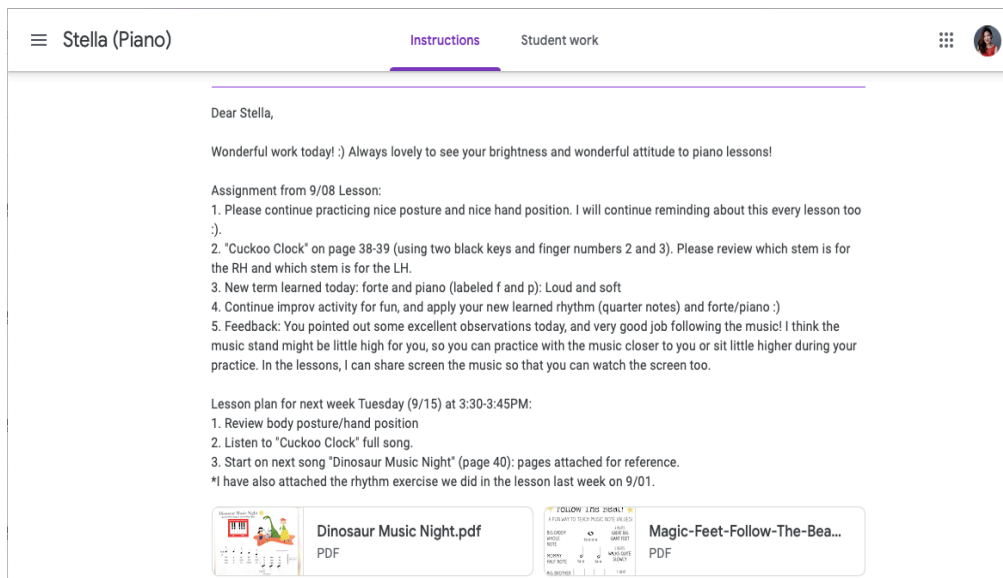


- ✓ Teachers can invite students and parents to communicate on Google Classroom together
- ✓ Students and Parents can receive notifications for weekly lesson assignments, lesson plans, and other materials.

## Google Classroom (Continued):



✓ Can create separate classrooms for each private student



✓ (Above photo): Sample student lesson assignment on Google Classroom with annotated scores attached.



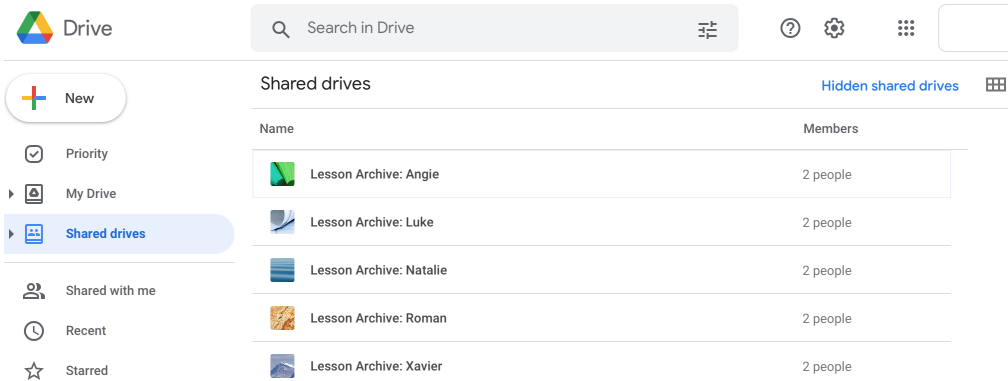
✓ Ability to insert annotated scores, Google drive links, YouTube and more

# #2: Google Drive



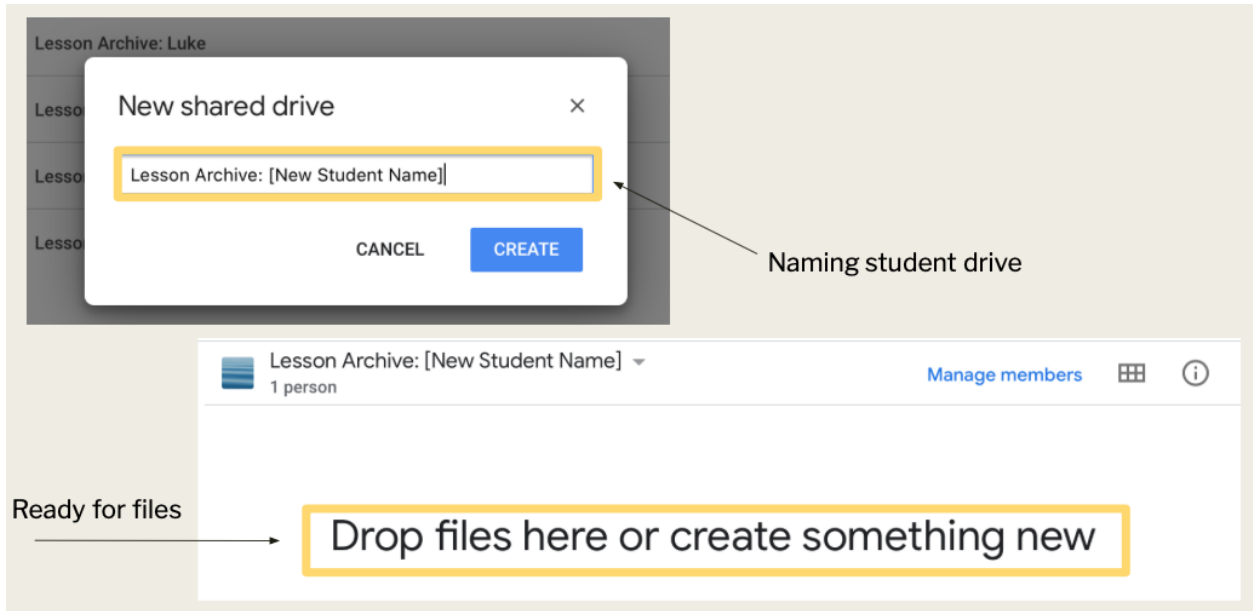
## Why Google Drive?:

- ✓ Tracking progress
- ✓ Reviewing details from lesson
- ✓ Visual organization
- ✓ Making sure one is studying a variety of repertoire

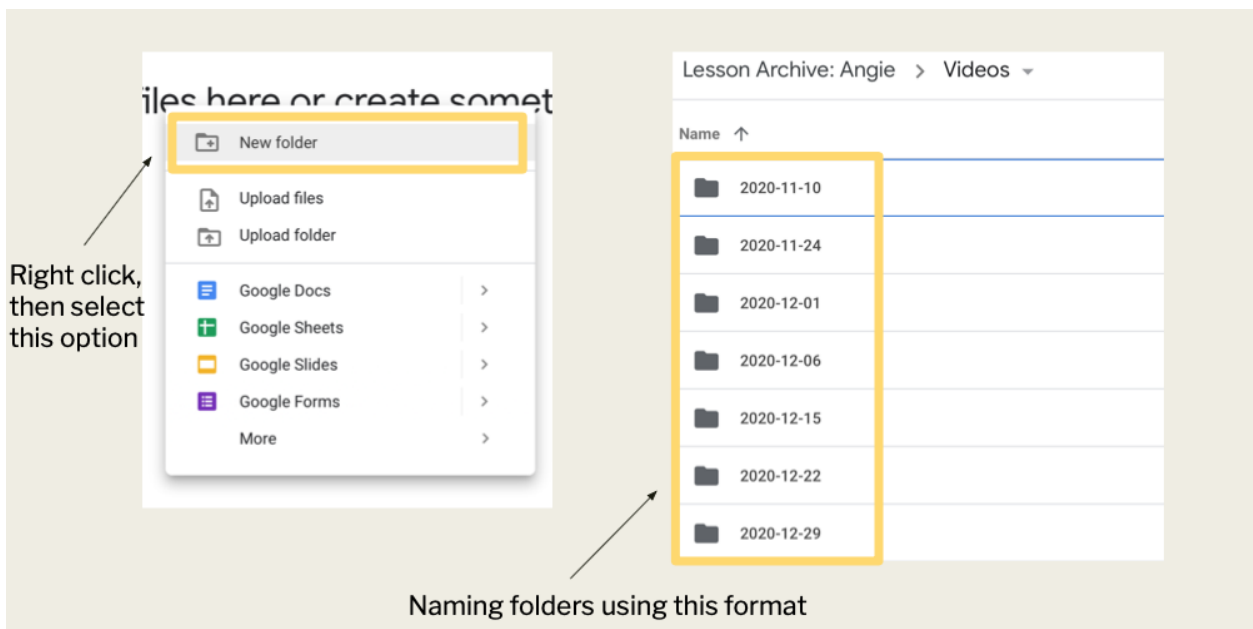


## How To Use:



The annotated screenshot shows the Google Drive interface with two yellow boxes highlighting key elements. The first box is around the 'Shared drives' option in the left sidebar, with an arrow pointing to it and the text 'Click here'. The second box is around the 'New shared drive...' button at the bottom of the shared drives list, with an arrow pointing to it and the text 'Right click, then select this'. The URL 'http://drive.google.com' is displayed at the bottom right of the image.



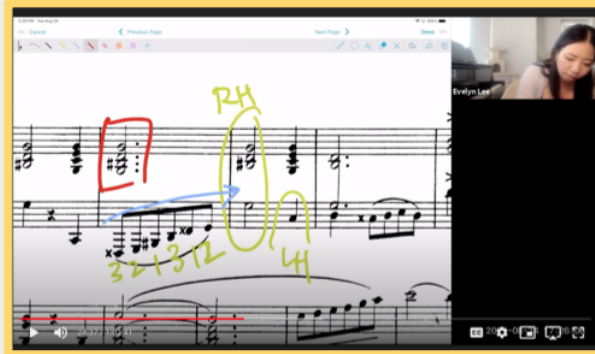
**\*\*\*Create folders within the student drive\*\*\*  
**\*\*\*Name the folders chronologically by year-month-date format\*\*\*****



\*\*\*Example of uploaded files\*\*\*

Name ↑	Last modified	File size
 Chopin Waltz in E minor.pdf	Aug 28, 2021	51 KB
 GMT20210825-000129_Recording_1280x720.mp4	Aug 28, 2021	266.8 MB

Example of uploaded files



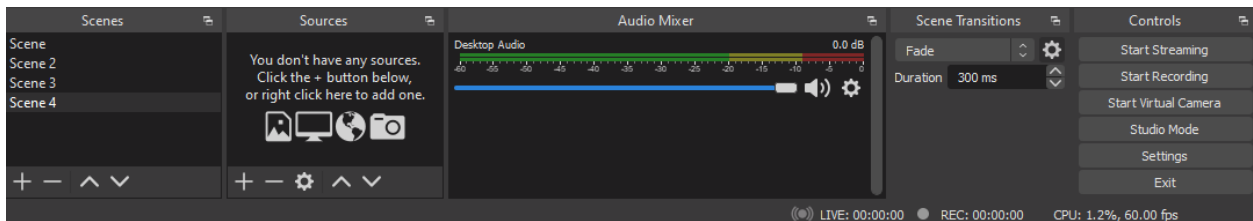
How the video appears on Google Drive

# #3: OBS Studio

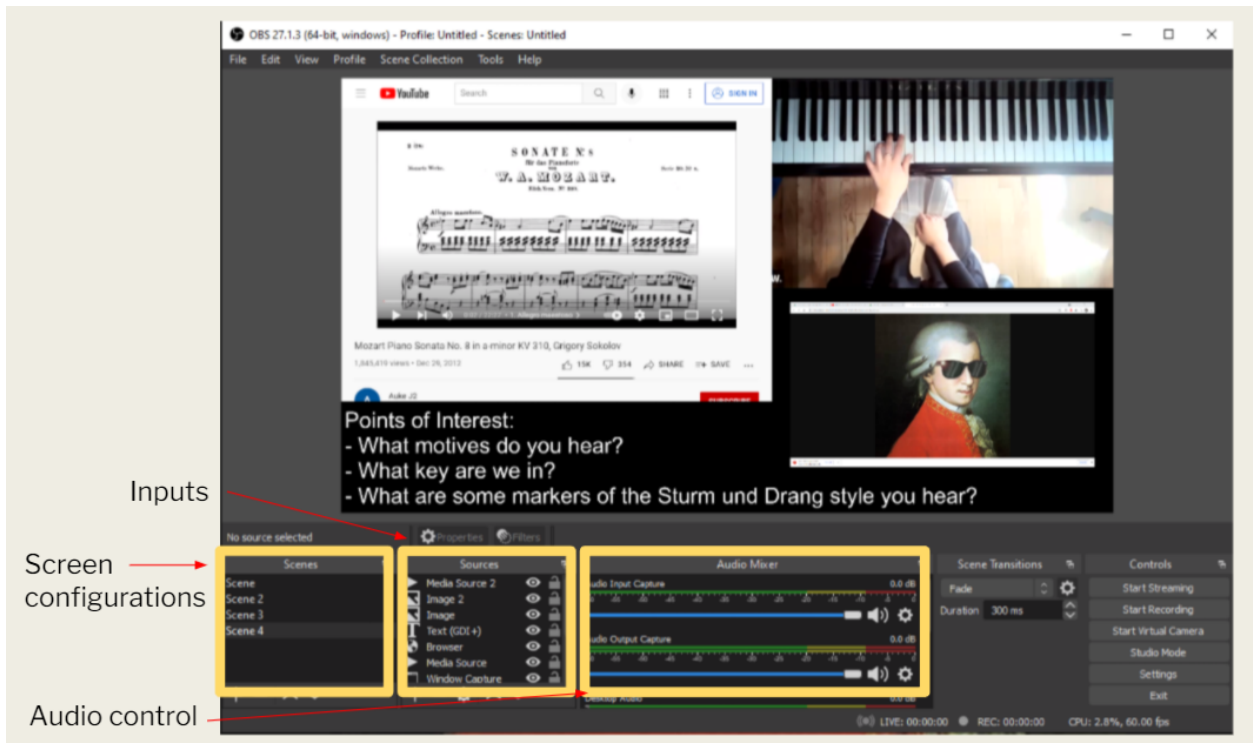


Why OBS Studio?:

- ✓ Improve the quality of online teaching
- ✓ Pull from multiple resources & cameras at once
- ✓ Seamless transitions in lesson planning
- ✓ Finer control of multiple audio inputs & mixing



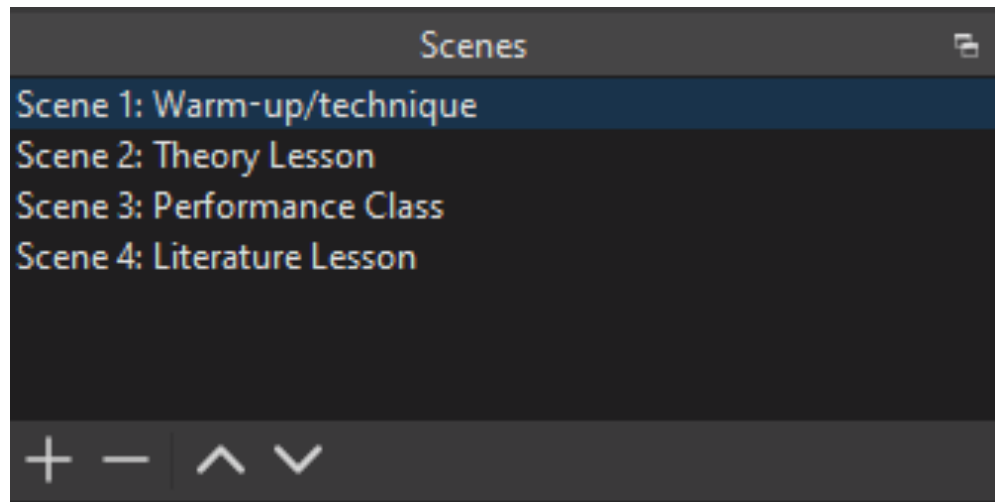
## Overview:



# Application:

## Ideas for Scenes:

- ✓ Warm-up: Circle of 5ths, overhead cam, side view cam
- ✓ Theory: text/method book, MIDI input, flashcards, overhead cam
- ✓ Lesson: overhead cam, side view cam, score
- ✓ Literature: powerpoint, score, YouTube/audio recording(s)



## Ideas for Sources:

- ✓ Media Source (pre-recorded videos)
- ✓ Browser (urls and open windows)
- ✓ Customizable text
- ✓ Audio inputs and outputs

